




pickup
milling



complete
SOLUTION

MODEL	MAX SCREW Ø	LENGTH	MAX WEIGHT	MILLING (S)	SWIVEL AXIS (B)	MILLING (C)	CHUCK SIZE
pickup 400	160 mm	1.000 - 6.000 mm	1.200 kg	45 kW at 1.560 rpm (275 Nm) max speed = 14.000 rpm	± 45° 90° / sec	50 rpm 1.740 Nm	Ø 260 mm



solutions for
**PLASTICS
INDUSTRY**



solutions for
**ENERGY
INDUSTRY**



solutions for
**AERO SPACE
INDUSTRY**



solutions for
**RAILWAY
INDUSTRY**



solutions for
**OIL & GAS
INDUSTRY**



solutions for
**GENERAL
MACHINING**



solutions for
**PUMP
INDUSTRY**



solutions for
**RENEWABLE
ENERGY**

